





BEIJING'S THE
SUMMER PALACE










The floors of many entranceways were covered; people were not supposed to step *on* the actual entranceway. The height on the barrier to the entrance of any room depended on the stature of the person who lived in that room. The entranceways of the Emperor's, for example, were the highest of them all (about one foot).

And the Marble Boat (below) was not used for travel.





Here you could find framed sketches on the walls, art in the ceilings, carvings on the roof, in beauty in their statues.





